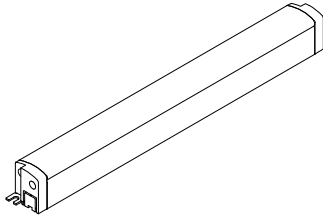


姿図



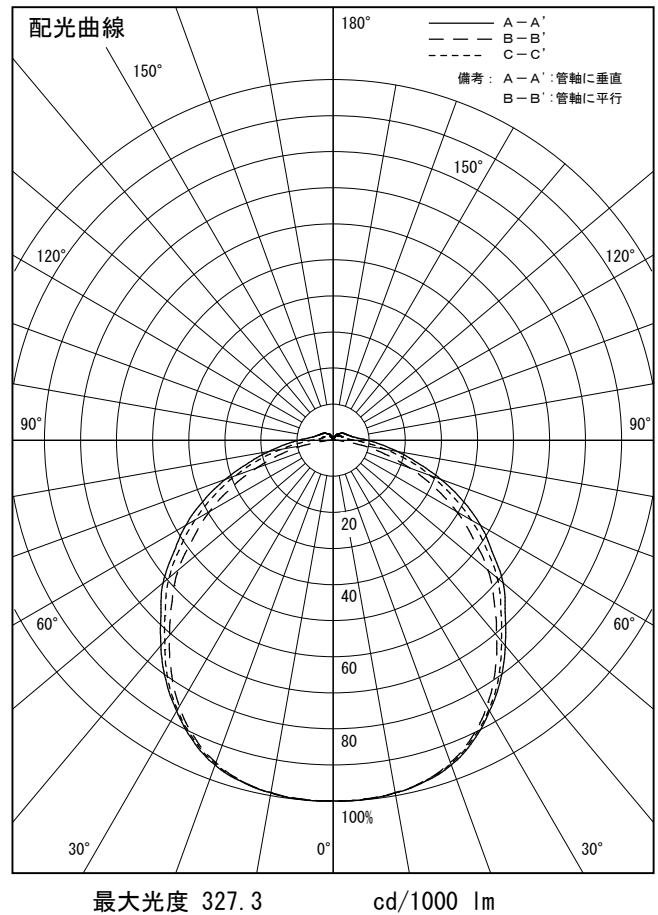
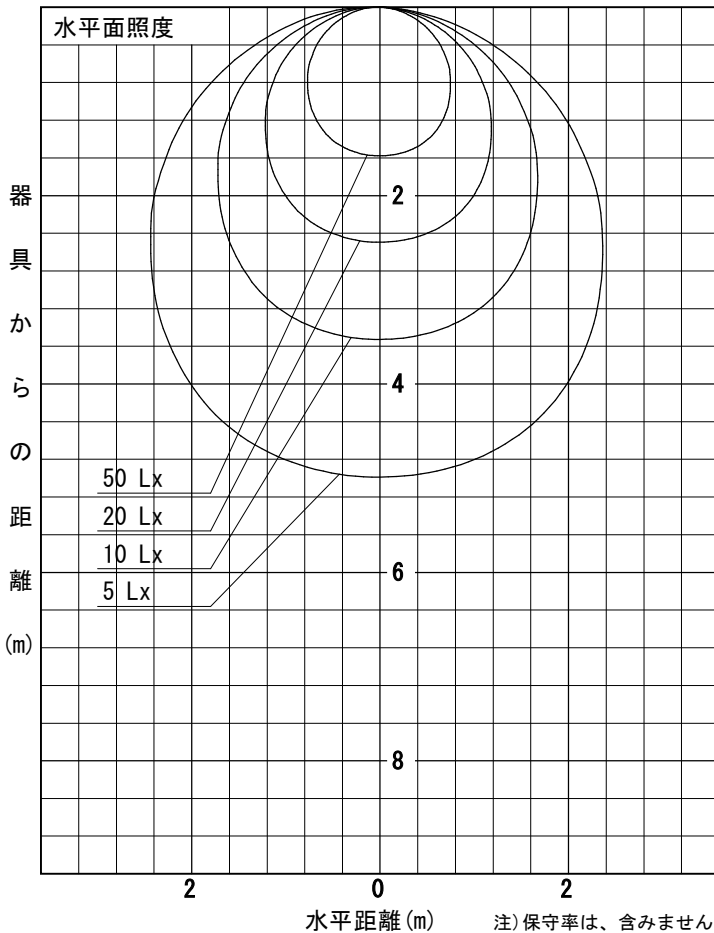
| | |
|--------|---------------------|
| 品番 | DSY-5463WW |
| 光源 | LED 3.7W 5000K |
| 定格光束 | 380 lm |
| 1/2照度角 | A-A' 66° B-B' 64° |
| ビーム角 | A-A' 110° B-B' 104° |

| | |
|------------------------|----------|
| 器具効率 | 100.0 % |
| 上方光束 | 4.3 % |
| 下方光束 | 95.8 % |
| 器具間隔 最大限 (取付高さH) | A 1.29 H |
| | B 1.26 H |
| 保守率 | 良 0.69 |
| | 中 0.67 |
| | 否 0.63 |

| 反射率 (%) | 天井 | | | 壁 | | | 床 | | | 天井 | | | 壁 | | | 床 | | |
|---------|------------------|-----|----|-----|----|----|----|----|----|----|----|----|----|----|----|---|--|--|
| | 80 | 70 | 50 | 80 | 70 | 50 | 80 | 70 | 50 | 80 | 70 | 50 | 80 | 70 | 50 | | | |
| 室指数 | 照 明 率 (× 0.01) | | | | | | | | | | | | | | | | | |
| 0.6 | 46 | 38 | 32 | 45 | 38 | 32 | 44 | 37 | 32 | 42 | 36 | 31 | 29 | | | | | |
| 0.8 | 56 | 47 | 41 | 55 | 47 | 41 | 53 | 46 | 40 | 51 | 45 | 40 | 37 | | | | | |
| 1 | 64 | 56 | 49 | 63 | 55 | 49 | 60 | 53 | 48 | 58 | 52 | 47 | 44 | | | | | |
| 1.25 | 72 | 63 | 57 | 70 | 62 | 56 | 67 | 61 | 55 | 64 | 59 | 54 | 51 | | | | | |
| 1.5 | 78 | 70 | 63 | 76 | 68 | 63 | 73 | 66 | 61 | 69 | 64 | 60 | 56 | | | | | |
| 2 | 86 | 79 | 73 | 84 | 78 | 72 | 80 | 75 | 70 | 77 | 72 | 68 | 64 | | | | | |
| 2.5 | 92 | 85 | 80 | 90 | 84 | 79 | 85 | 80 | 76 | 81 | 77 | 74 | 69 | | | | | |
| 3 | 96 | 90 | 85 | 93 | 88 | 84 | 89 | 85 | 81 | 85 | 81 | 78 | 73 | | | | | |
| 4 | 101 | 96 | 92 | 98 | 94 | 90 | 93 | 90 | 87 | 89 | 86 | 84 | 78 | | | | | |
| 5 | 104 | 100 | 96 | 101 | 98 | 94 | 96 | 93 | 90 | 92 | 89 | 87 | 81 | | | | | |

A-A'

B-B'



注) 保守率は、含みません。