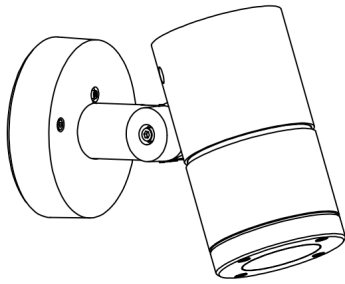


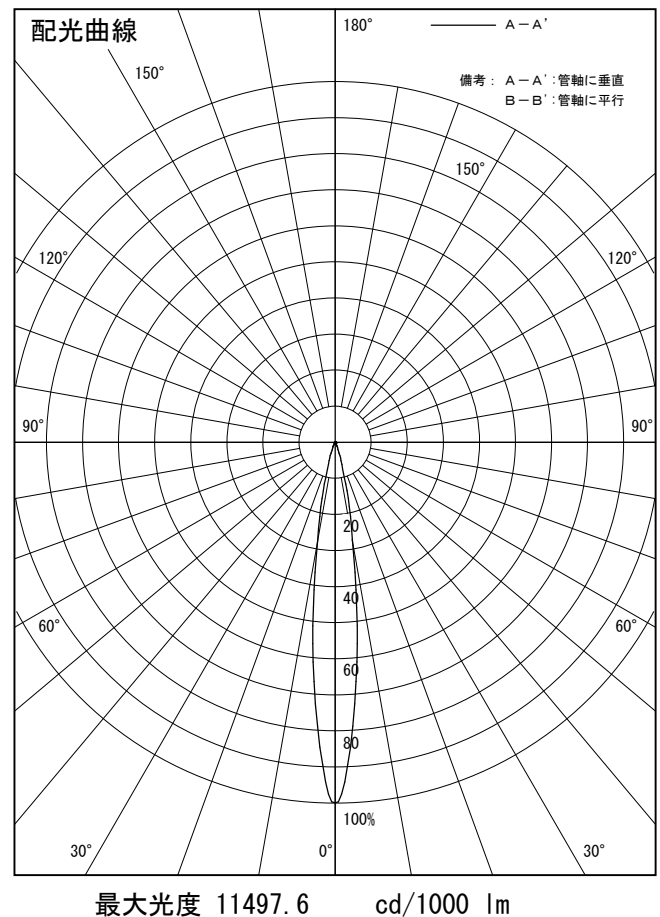
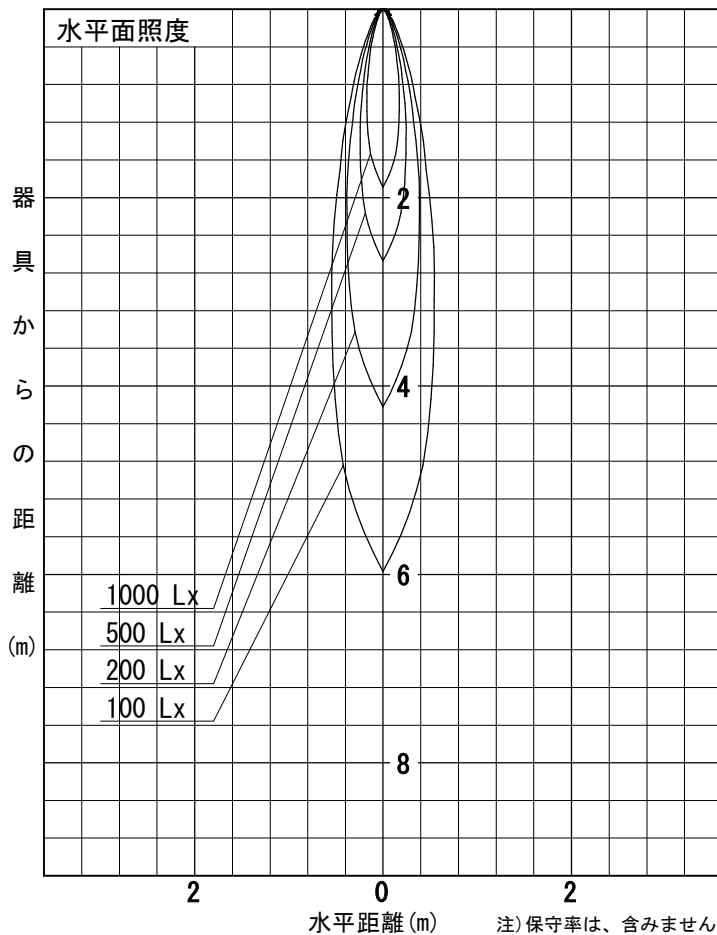
姿図



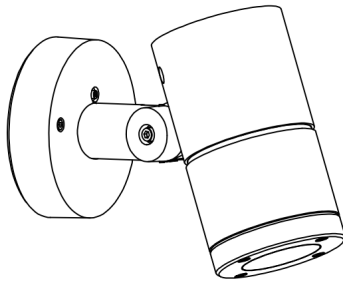
| | |
|--------|----------------|
| 品番 | LLS-7000WUME |
| 光源 | LED 6.1W 5000K |
| 定格光束 | 310.0 lm |
| 1/2照度角 | 14° |
| ビーム角 | 14° |

| | |
|------------------------|----------|
| 器具効率 | 100.0 % |
| 上方光束 | 0.0 % |
| 下方光束 | 100.0 % |
| 器具間隔 最大限 (取付高さH) | A 0.25 H |
| | B 0.23 H |
| 保守率 | 良 0.69 |
| | 中 0.67 |
| | 否 0.63 |

| 反射率 (%) | 天井 | | 80 | | | 70 | | | 50 | | | 30 | | | 0 |
|---------|------------------|-----|-----|-----|-----|-----|-----|-----|-----|-----|-----|-----|-----|----|---|
| | 壁 | 床 | 50 | 30 | 10 | 50 | 30 | 10 | 50 | 30 | 10 | 50 | 30 | 10 | 0 |
| | | | 20 | | 20 | | | 20 | | | 20 | | | 0 | |
| 室指数 | 照 明 率 (× 0.01) | | | | | | | | | | | | | | |
| 0.6 | 84 | 79 | 76 | 83 | 79 | 76 | 82 | 79 | 76 | 82 | 78 | 76 | 74 | | |
| 0.8 | 89 | 85 | 81 | 89 | 84 | 81 | 87 | 83 | 81 | 86 | 83 | 80 | 79 | | |
| 1 | 95 | 90 | 87 | 94 | 90 | 87 | 92 | 89 | 86 | 91 | 88 | 85 | 83 | | |
| 1.25 | 99 | 95 | 91 | 98 | 94 | 91 | 96 | 93 | 90 | 94 | 91 | 89 | 87 | | |
| 1.5 | 102 | 98 | 95 | 101 | 97 | 94 | 99 | 96 | 93 | 96 | 94 | 92 | 89 | | |
| 2 | 107 | 104 | 101 | 106 | 103 | 100 | 103 | 100 | 98 | 100 | 98 | 97 | 93 | | |
| 2.5 | 110 | 108 | 105 | 109 | 106 | 104 | 106 | 104 | 102 | 103 | 101 | 100 | 96 | | |
| 3 | 113 | 111 | 109 | 111 | 109 | 107 | 108 | 106 | 105 | 105 | 103 | 102 | 99 | | |
| 4 | 115 | 114 | 112 | 113 | 112 | 110 | 110 | 108 | 107 | 106 | 105 | 105 | 100 | | |
| 5 | 117 | 116 | 114 | 115 | 114 | 113 | 111 | 110 | 109 | 107 | 107 | 106 | 101 | | |



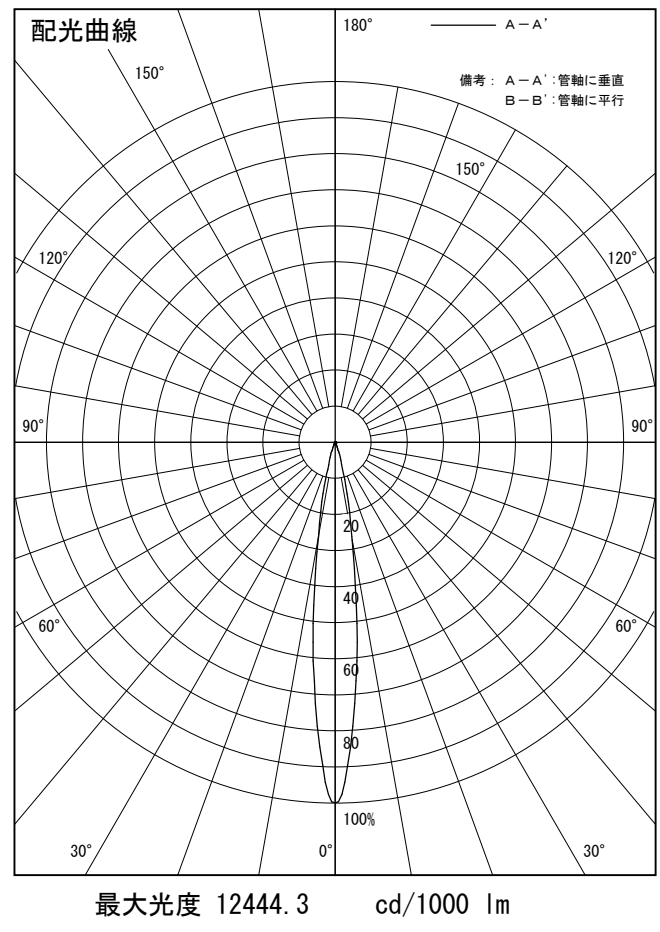
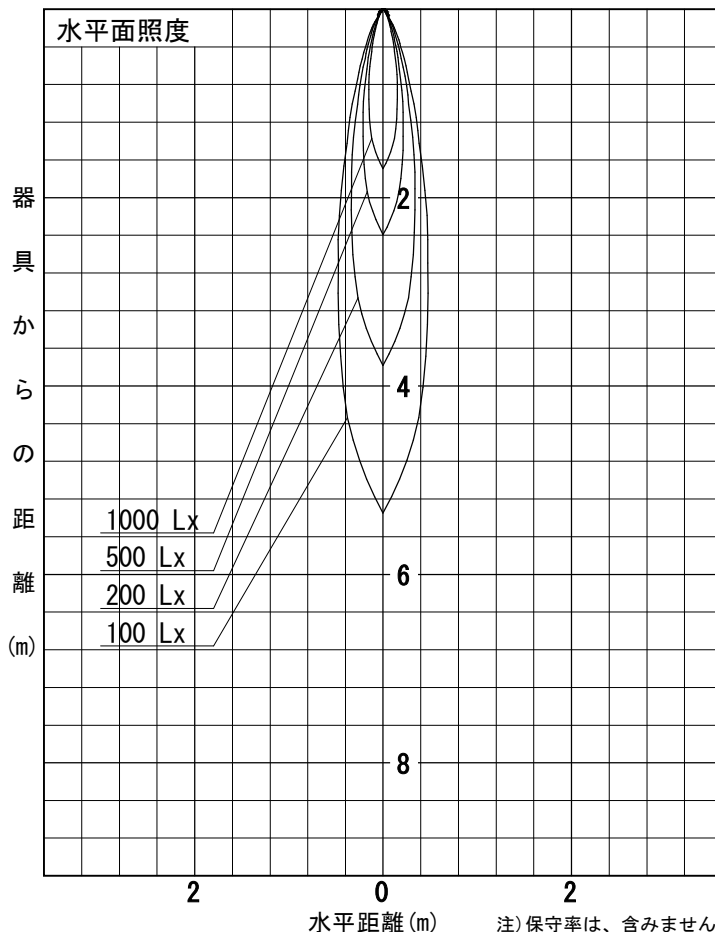
姿図



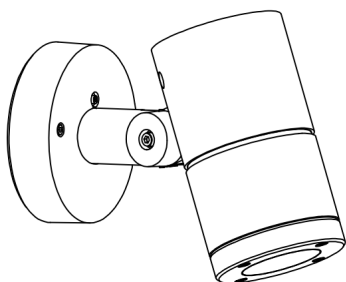
| | |
|--------|------------------------|
| 品番 | LLS-7000WUME+LZA-92953 |
| 光源 | LED 6.1W 5000K |
| 定格光束 | 230.0 lm |
| 1/2照度角 | 14° |
| ビーム角 | 14° |

| | |
|------------------------|----------------------|
| 器具効率 | 100.0 % |
| 上方光束 | 0.0 % |
| 下方光束 | 100.0 % |
| 器具間隔 最大限 (取付高さH) | A 0.25 H B 0.23 H |
| 保守率 | 良 0.69 |
| | 中 0.67 |
| | 否 0.63 |

| 反射率 (%) | 天井 | 80 | | | 70 | | | 50 | | | 30 | | | 0 |
|---------|------------------|-----|-----|-----|-----|-----|-----|-----|-----|-----|-----|-----|-----|---|
| | 壁 | 50 | 30 | 10 | 50 | 30 | 10 | 50 | 30 | 10 | 50 | 30 | 10 | 0 |
| 床 | 20 | | | 20 | | | 20 | | | 20 | | | 0 | |
| 室指数 | 照 明 率 (× 0.01) | | | | | | | | | | | | | |
| 0.6 | 84 | 80 | 77 | 84 | 80 | 77 | 83 | 79 | 77 | 82 | 79 | 76 | 75 | |
| 0.8 | 90 | 85 | 82 | 89 | 85 | 82 | 88 | 84 | 81 | 87 | 83 | 81 | 79 | |
| 1 | 95 | 91 | 88 | 94 | 90 | 87 | 93 | 89 | 87 | 91 | 88 | 86 | 84 | |
| 1.25 | 100 | 95 | 92 | 99 | 95 | 92 | 96 | 93 | 91 | 95 | 92 | 90 | 87 | |
| 1.5 | 103 | 99 | 96 | 101 | 98 | 95 | 99 | 96 | 94 | 97 | 94 | 92 | 90 | |
| 2 | 108 | 104 | 102 | 106 | 103 | 101 | 103 | 101 | 99 | 101 | 99 | 97 | 94 | |
| 2.5 | 111 | 108 | 106 | 109 | 107 | 105 | 106 | 104 | 103 | 103 | 102 | 100 | 97 | |
| 3 | 113 | 111 | 109 | 112 | 110 | 108 | 108 | 107 | 105 | 105 | 104 | 103 | 99 | |
| 4 | 116 | 114 | 113 | 114 | 112 | 111 | 110 | 109 | 108 | 107 | 106 | 105 | 101 | |
| 5 | 117 | 116 | 115 | 115 | 114 | 113 | 111 | 110 | 110 | 108 | 107 | 106 | 102 | |



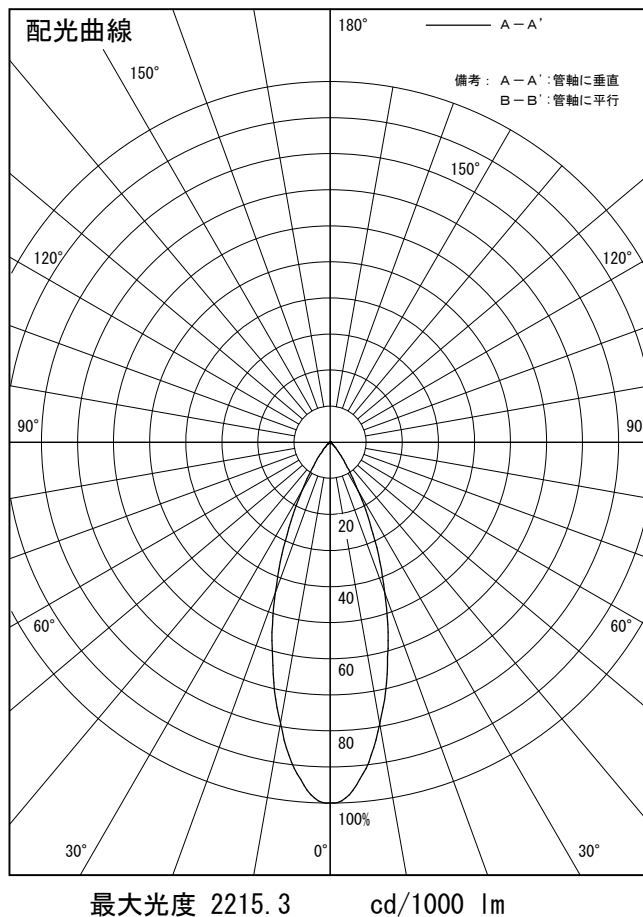
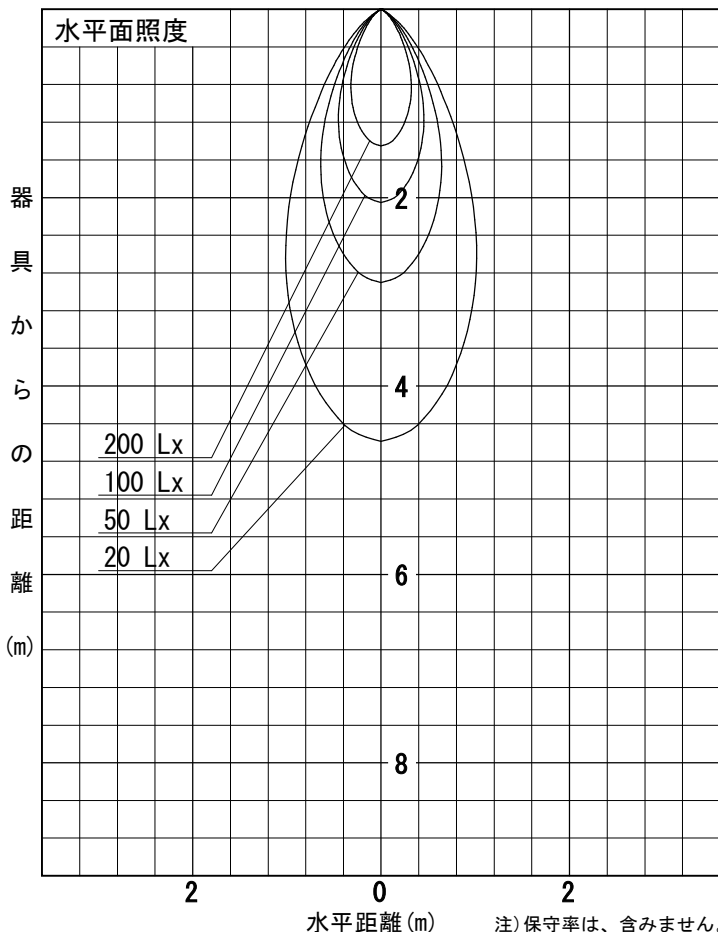
姿図



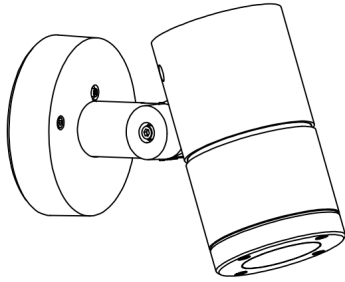
| | |
|--------|------------------------|
| 品番 | LLS-7000WUME+LZA-92557 |
| 光源 | LED 6.1W 5000K |
| 定格光束 | 190.0 lm |
| 1/2照度角 | 30° |
| ビーム角 | 36° |

| | |
|------------------------|----------|
| 器具効率 | 100.0 % |
| 上方光束 | 0.0 % |
| 下方光束 | 100.0 % |
| 器具間隔 最大限 (取付高さH) | A 0.54 H |
| | B 0.59 H |
| 保守率 | 良 0.69 |
| | 中 0.67 |
| | 否 0.63 |

| 反射率 (%) | 天井 | | 80 | | | 70 | | | 50 | | | 30 | | | 0 |
|---------|------------------|-----|-----|-----|-----|-----|-----|-----|-----|-----|-----|-----|-----|----|---|
| | 壁 | 床 | 50 | 30 | 10 | 50 | 30 | 10 | 50 | 30 | 10 | 50 | 30 | 10 | 0 |
| | | | 20 | | 20 | | | 20 | | | 20 | | | 0 | |
| 室指数 | 照 明 率 (× 0.01) | | | | | | | | | | | | | | |
| 0.6 | 82 | 77 | 74 | 81 | 77 | 74 | 80 | 76 | 74 | 79 | 76 | 73 | 72 | | |
| 0.8 | 88 | 83 | 79 | 87 | 82 | 79 | 86 | 82 | 79 | 84 | 81 | 78 | 77 | | |
| 1 | 93 | 89 | 85 | 92 | 88 | 85 | 91 | 87 | 84 | 89 | 86 | 83 | 82 | | |
| 1.25 | 97 | 93 | 90 | 96 | 93 | 89 | 94 | 91 | 88 | 93 | 90 | 87 | 85 | | |
| 1.5 | 101 | 97 | 94 | 100 | 96 | 93 | 97 | 94 | 92 | 95 | 93 | 90 | 88 | | |
| 2 | 106 | 102 | 100 | 104 | 101 | 99 | 102 | 99 | 97 | 99 | 97 | 95 | 92 | | |
| 2.5 | 109 | 106 | 104 | 107 | 105 | 103 | 104 | 102 | 101 | 102 | 100 | 99 | 95 | | |
| 3 | 112 | 109 | 107 | 110 | 108 | 106 | 106 | 105 | 104 | 103 | 102 | 101 | 97 | | |
| 4 | 114 | 112 | 111 | 112 | 110 | 109 | 108 | 107 | 106 | 105 | 104 | 103 | 99 | | |
| 5 | 115 | 114 | 113 | 113 | 112 | 111 | 109 | 109 | 108 | 106 | 105 | 105 | 100 | | |



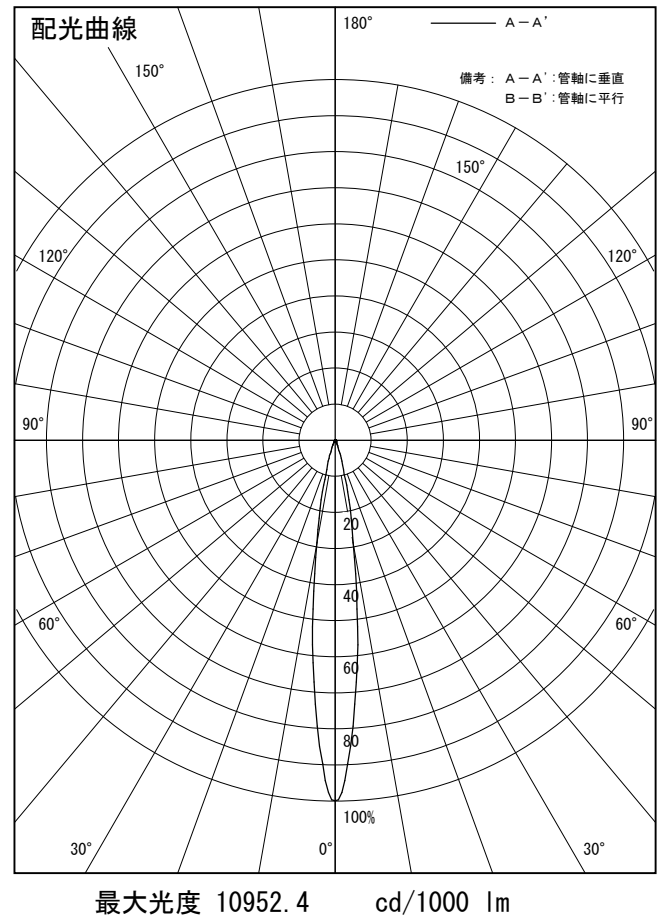
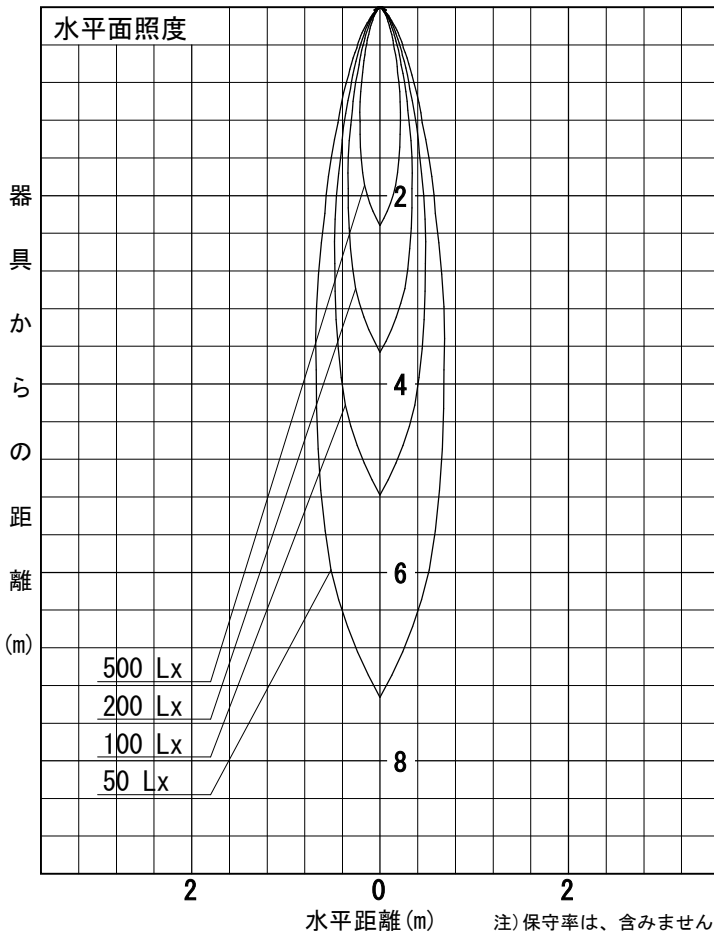
姿図



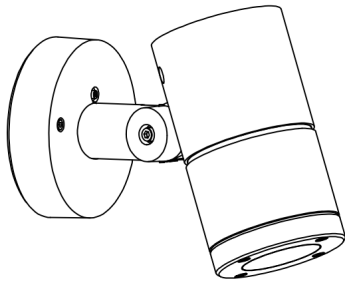
| | |
|--------|------------------------|
| 品番 | LLS-7000WUME+LZA-90574 |
| 光源 | LED 6.1W 5000K |
| 定格光束 | 245.0 lm |
| 1/2照度角 | 14° |
| ビーム角 | 14° |

| | |
|------------------------|----------|
| 器具効率 | 100.0 % |
| 上方光束 | 0.0 % |
| 下方光束 | 100.0 % |
| 器具間隔 最大限 (取付高さH) | A 0.25 H |
| | B 0.24 H |
| 保守率 | 良 0.69 |
| | 中 0.67 |
| | 否 0.63 |

| 反射率 (%) | 天井 | | | 壁 | | | 50 | | | 30 | | | 0 | | |
|---------|------------------|-----|-----|-----|-----|-----|-----|-----|-----|-----|-----|-----|-----|----|----|
| | 80 | 70 | 50 | 50 | 30 | 10 | 50 | 30 | 10 | 50 | 30 | 10 | 50 | 30 | 10 |
| 床 | 20 | | | 20 | | | 20 | | | 20 | | | 0 | | |
| 室指数 | 照 明 率 (× 0.01) | | | | | | | | | | | | | | |
| 0.6 | 84 | 80 | 77 | 83 | 79 | 76 | 83 | 79 | 76 | 82 | 78 | 76 | 75 | | |
| 0.8 | 89 | 85 | 82 | 89 | 84 | 81 | 87 | 84 | 81 | 86 | 83 | 80 | 79 | | |
| 1 | 95 | 90 | 87 | 94 | 90 | 87 | 92 | 89 | 86 | 91 | 88 | 85 | 83 | | |
| 1.25 | 99 | 95 | 92 | 98 | 94 | 91 | 96 | 93 | 90 | 94 | 91 | 89 | 87 | | |
| 1.5 | 102 | 98 | 95 | 101 | 97 | 94 | 98 | 95 | 93 | 96 | 94 | 92 | 89 | | |
| 2 | 107 | 104 | 101 | 105 | 103 | 100 | 103 | 100 | 98 | 100 | 98 | 96 | 93 | | |
| 2.5 | 110 | 108 | 105 | 109 | 106 | 104 | 105 | 104 | 102 | 103 | 101 | 100 | 96 | | |
| 3 | 113 | 110 | 109 | 111 | 109 | 107 | 108 | 106 | 105 | 104 | 103 | 102 | 98 | | |
| 4 | 115 | 113 | 112 | 113 | 112 | 110 | 109 | 108 | 107 | 106 | 105 | 104 | 100 | | |
| 5 | 117 | 115 | 114 | 114 | 113 | 112 | 110 | 110 | 109 | 107 | 106 | 106 | 101 | | |



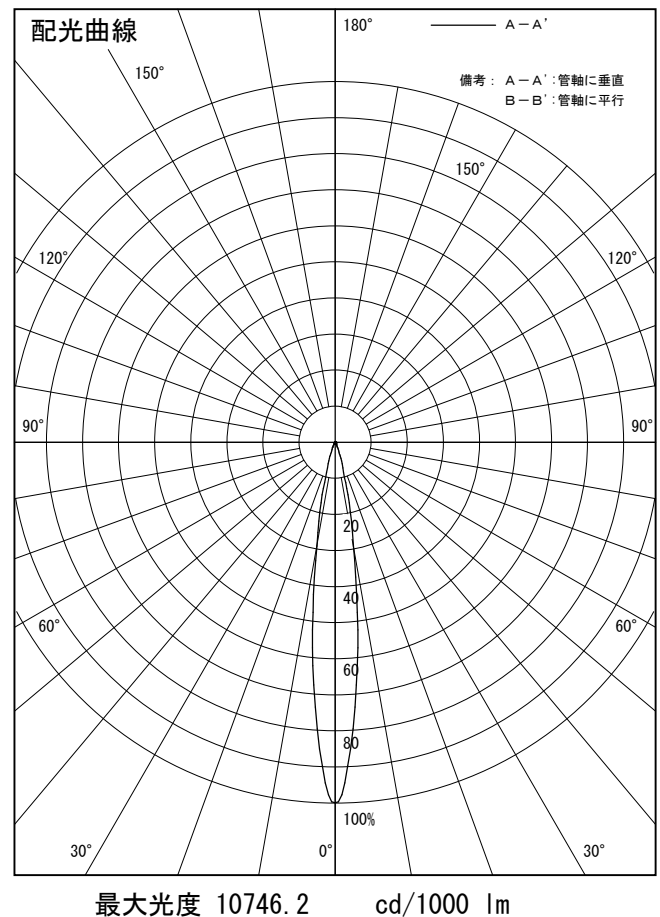
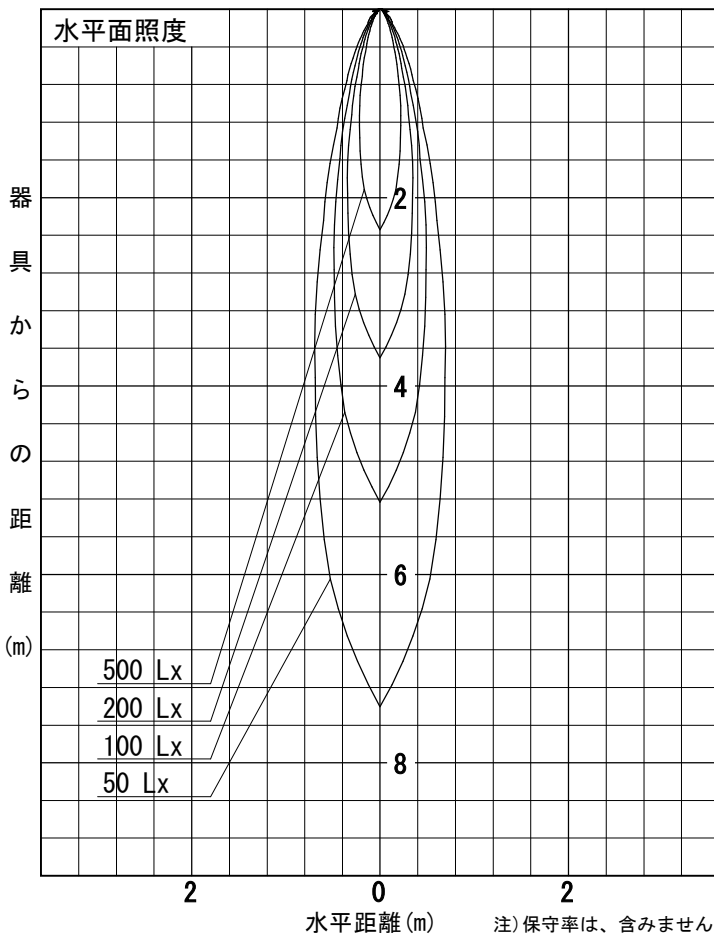
姿図



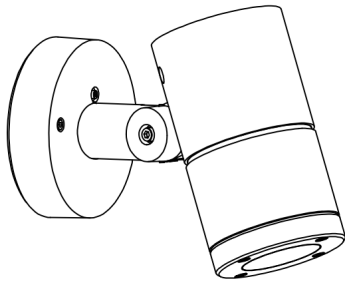
| | |
|--------|------------------------|
| 品番 | LLS-7000WUME+LZA-90573 |
| 光源 | LED 6.1W 5000K |
| 定格光束 | 255.0 lm |
| 1/2照度角 | 14° |
| ビーム角 | 14° |

| | |
|------------------------|----------|
| 器具効率 | 100.0 % |
| 上方光束 | 0.0 % |
| 下方光束 | 100.0 % |
| 器具間隔 最大限 (取付高さH) | A 0.25 H |
| | B 0.24 H |
| 保守率 | 良 0.69 |
| | 中 0.67 |
| | 否 0.63 |

| 反射率 (%) | 天井 | | | 壁 | | | 50 | | | 30 | | | 0 | | |
|---------|------------------|-----|-----|-----|-----|-----|-----|-----|-----|-----|-----|-----|-----|----|--|
| | 80 | 70 | 50 | 30 | 10 | 50 | 30 | 10 | 50 | 30 | 10 | 50 | 30 | 10 | |
| 床 | 20 | | | 20 | | | 20 | | | 20 | | | 0 | | |
| 室指数 | 照 明 率 (× 0.01) | | | | | | | | | | | | | | |
| 0.6 | 84 | 79 | 76 | 83 | 79 | 76 | 82 | 79 | 76 | 82 | 78 | 76 | 74 | | |
| 0.8 | 89 | 85 | 81 | 89 | 84 | 81 | 87 | 84 | 81 | 86 | 83 | 80 | 79 | | |
| 1 | 95 | 90 | 87 | 94 | 90 | 87 | 92 | 89 | 86 | 91 | 88 | 85 | 83 | | |
| 1.25 | 99 | 95 | 92 | 98 | 94 | 91 | 96 | 93 | 90 | 94 | 91 | 89 | 87 | | |
| 1.5 | 102 | 98 | 95 | 101 | 97 | 94 | 99 | 96 | 93 | 96 | 94 | 92 | 89 | | |
| 2 | 107 | 104 | 101 | 106 | 103 | 100 | 103 | 100 | 98 | 100 | 98 | 97 | 94 | | |
| 2.5 | 110 | 108 | 105 | 109 | 106 | 104 | 106 | 104 | 102 | 103 | 101 | 100 | 96 | | |
| 3 | 113 | 111 | 109 | 111 | 109 | 107 | 108 | 106 | 105 | 105 | 103 | 102 | 99 | | |
| 4 | 115 | 114 | 112 | 113 | 112 | 111 | 110 | 109 | 107 | 106 | 105 | 105 | 100 | | |
| 5 | 117 | 116 | 114 | 115 | 114 | 113 | 111 | 110 | 109 | 107 | 107 | 106 | 101 | | |



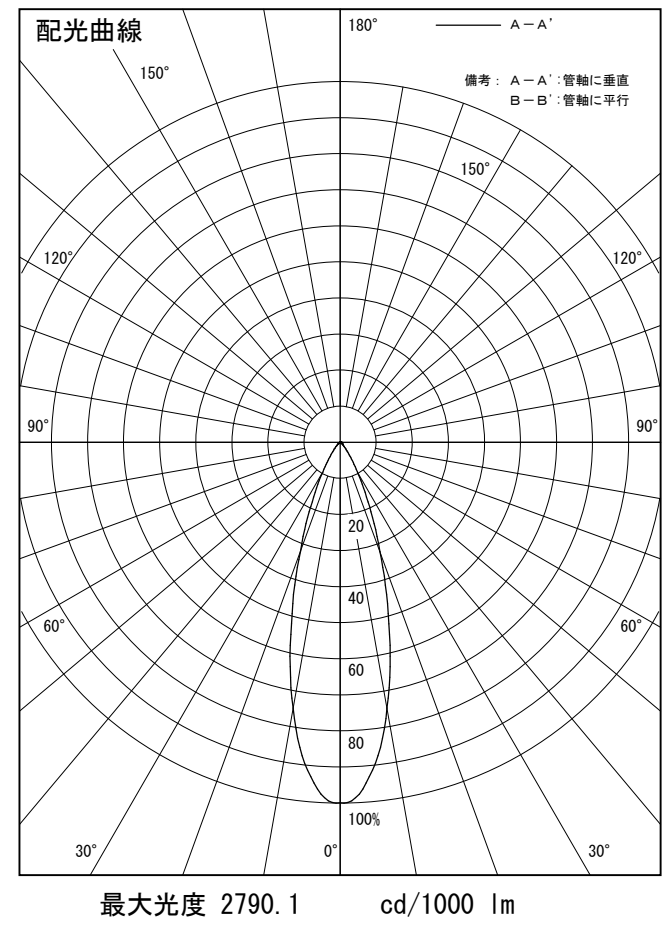
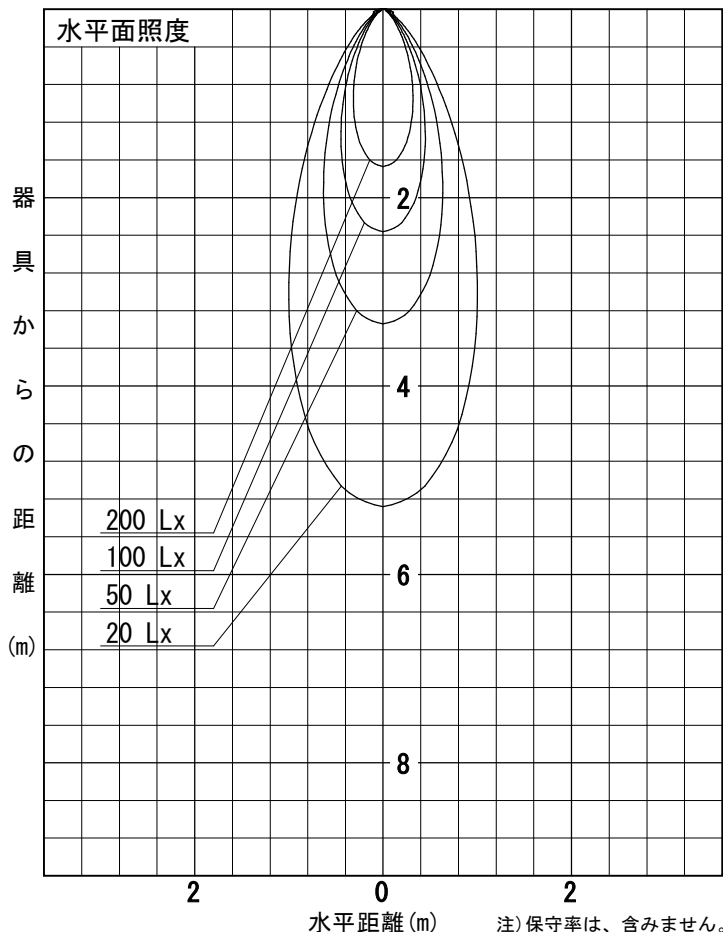
姿図



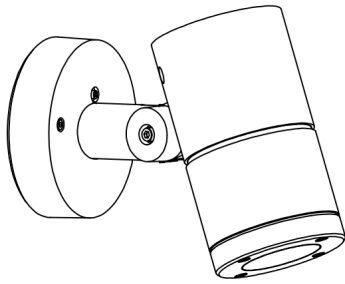
| | |
|--------|------------------------|
| 品番 | LLS-7000WUME+LZA-90572 |
| 光源 | LED 6.1W 5000K |
| 定格光束 | 200.0 lm |
| 1/2照度角 | 30° |
| ビーム角 | 30° |

| | |
|------------------------|----------|
| 器具効率 | 100.0 % |
| 上方光束 | 0.0 % |
| 下方光束 | 100.0 % |
| 器具間隔 最大限 (取付高さH) | A 0.54 H |
| | B 0.51 H |
| 保守率 | 良 0.69 |
| | 中 0.67 |
| | 否 0.63 |

| 反射率 (%) | 天井 | | | 壁 | | | 50 | | | 30 | | | 0 | | |
|---------|------------------|-----|-----|-----|-----|-----|-----|-----|-----|-----|-----|-----|-----|----|----|
| | 80 | 70 | 50 | 50 | 30 | 10 | 50 | 30 | 10 | 50 | 30 | 10 | 50 | 30 | 10 |
| 床 | 20 | 20 | 20 | 20 | 20 | 20 | 20 | 20 | 20 | 20 | 20 | 20 | 20 | 20 | 20 |
| 室指数 | 照 明 率 (× 0.01) | | | | | | | | | | | | | | |
| 0.6 | 81 | 77 | 74 | 81 | 76 | 73 | 80 | 76 | 73 | 79 | 75 | 73 | 72 | | |
| 0.8 | 87 | 82 | 79 | 87 | 82 | 79 | 85 | 81 | 78 | 84 | 80 | 78 | 76 | | |
| 1 | 93 | 88 | 85 | 92 | 88 | 84 | 90 | 86 | 84 | 89 | 85 | 83 | 81 | | |
| 1.25 | 97 | 93 | 89 | 96 | 92 | 89 | 94 | 91 | 88 | 92 | 89 | 87 | 85 | | |
| 1.5 | 100 | 96 | 93 | 99 | 95 | 92 | 97 | 94 | 91 | 95 | 92 | 90 | 87 | | |
| 2 | 106 | 102 | 99 | 104 | 101 | 98 | 101 | 99 | 97 | 99 | 97 | 95 | 92 | | |
| 2.5 | 109 | 106 | 104 | 107 | 105 | 102 | 104 | 102 | 100 | 101 | 100 | 98 | 95 | | |
| 3 | 111 | 109 | 107 | 110 | 107 | 106 | 106 | 105 | 103 | 103 | 102 | 101 | 97 | | |
| 4 | 114 | 112 | 110 | 112 | 110 | 109 | 108 | 107 | 106 | 105 | 104 | 103 | 99 | | |
| 5 | 115 | 114 | 113 | 113 | 112 | 111 | 109 | 108 | 107 | 106 | 105 | 104 | 100 | | |



姿図



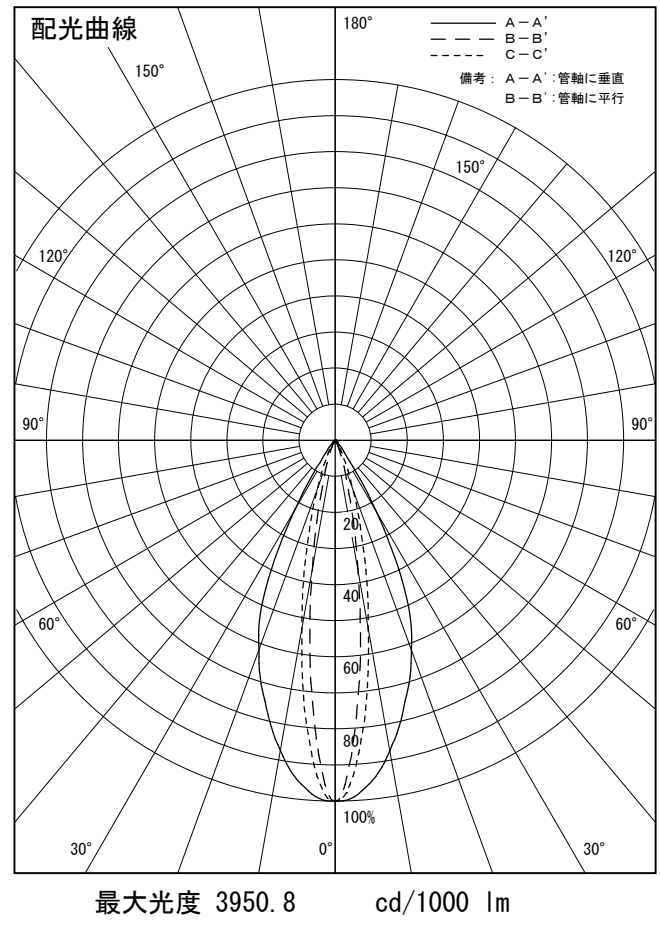
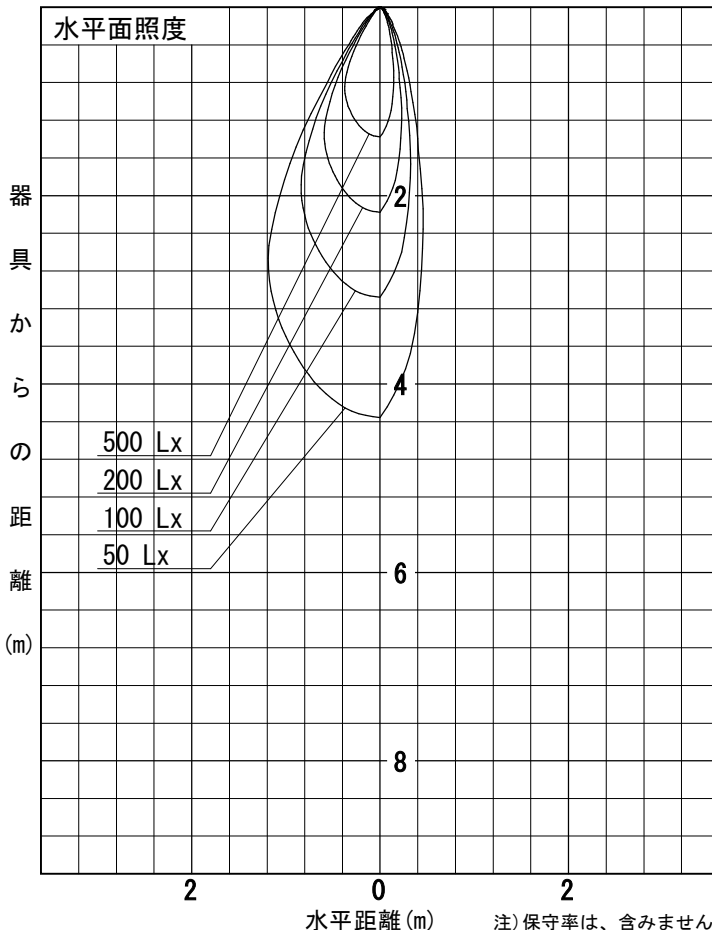
| | |
|--------|------------------------|
| 品番 | LLS-7000WUME+LZA-90571 |
| 光源 | LED 6.1W 5000K |
| 定格光束 | 240.0 lm |
| 1/2照度角 | A-A' 40° B-B' 14° |
| ビーム角 | A-A' 46° B-B' 16° |

| | |
|------------------------|----------------------|
| 器具効率 | 100.0 % |
| 上方光束 | 0.0 % |
| 下方光束 | 100.0 % |
| 器具間隔 最大限 (取付高さH) | A 0.73 H B 0.25 H |
| 保守率 | 良 0.69 |
| | 中 0.67 |
| | 否 0.63 |

| 反射率 (%) | 天井 | | | 壁 | | | 50 | | | 30 | | | 0 | | |
|---------|------------------|-----|-----|-----|-----|-----|-----|-----|-----|-----|-----|-----|-----|----|----|
| | 80 | 70 | 50 | 50 | 30 | 10 | 50 | 30 | 10 | 50 | 30 | 10 | 50 | 30 | 10 |
| 床 | 20 | 20 | 20 | 20 | 20 | 20 | 20 | 20 | 20 | 20 | 20 | 20 | 20 | 20 | 20 |
| 室指数 | 照 明 率 (× 0.01) | | | | | | | | | | | | | | |
| 0.6 | 83 | 79 | 76 | 83 | 79 | 76 | 82 | 78 | 76 | 81 | 78 | 75 | 74 | | |
| 0.8 | 89 | 84 | 81 | 88 | 84 | 81 | 87 | 83 | 80 | 86 | 82 | 80 | 78 | | |
| 1 | 94 | 90 | 87 | 93 | 89 | 86 | 92 | 88 | 86 | 90 | 87 | 85 | 83 | | |
| 1.25 | 99 | 94 | 91 | 97 | 94 | 91 | 95 | 92 | 90 | 94 | 91 | 89 | 86 | | |
| 1.5 | 102 | 98 | 95 | 100 | 97 | 94 | 98 | 95 | 93 | 96 | 94 | 91 | 89 | | |
| 2 | 107 | 103 | 101 | 105 | 102 | 100 | 102 | 100 | 98 | 100 | 98 | 96 | 93 | | |
| 2.5 | 110 | 107 | 105 | 108 | 106 | 104 | 105 | 103 | 102 | 102 | 101 | 99 | 96 | | |
| 3 | 112 | 110 | 108 | 111 | 109 | 107 | 107 | 106 | 104 | 104 | 103 | 102 | 98 | | |
| 4 | 115 | 113 | 112 | 113 | 111 | 110 | 109 | 108 | 107 | 106 | 105 | 104 | 100 | | |
| 5 | 116 | 115 | 114 | 114 | 113 | 112 | 110 | 109 | 109 | 106 | 106 | 105 | 101 | | |

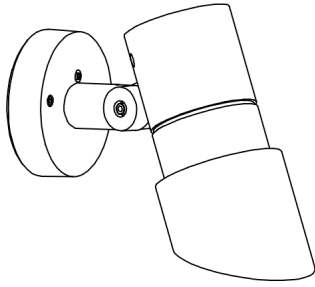
A-A'

B-B'



注) 保守率は、含みません。

姿図



| | |
|--------|------------------------|
| 品番 | LLS-7000WUME+LLA-7118U |
| 光源 | LED 6.1W 5000K |
| 定格光束 | 310.0 lm |
| 1/2照度角 | 14° |
| ビーム角 | 14° |

| | |
|------------------------|----------|
| 器具効率 | 100.0 % |
| 上方光束 | 0.0 % |
| 下方光束 | 100.0 % |
| 器具間隔 最大限 (取付高さH) | A 0.25 H |
| | B 0.24 H |
| 保守率 | 良 0.69 |
| | 中 0.67 |
| | 否 0.63 |

| 反射率 (%) | 80 | | | | 70 | | | 50 | | | 30 | | | 0 |
|---------|------------------|-----|-----|-----|-----|-----|-----|-----|-----|-----|-----|-----|-----|-----|
| | 天井 | 壁 | 床 | 室指数 | 天井 | 壁 | 床 | 天井 | 壁 | 床 | 天井 | 壁 | 床 | 天井 |
| | 50 | 30 | 10 | | 50 | 30 | 10 | 50 | 30 | 10 | 50 | 30 | 10 | 0 |
| | 20 | | | | 20 | | | 20 | | | 20 | | | 0 |
| | 照 明 率 (× 0.01) | | | | | | | | | | | | | |
| | 0.6 | 83 | 79 | 76 | 83 | 79 | 76 | 82 | 78 | 75 | 81 | 78 | 75 | 74 |
| | 0.8 | 89 | 84 | 81 | 88 | 84 | 81 | 87 | 83 | 80 | 86 | 82 | 80 | 78 |
| | 1 | 94 | 90 | 86 | 93 | 89 | 86 | 92 | 88 | 85 | 90 | 87 | 85 | 83 |
| | 1.25 | 99 | 94 | 91 | 98 | 94 | 90 | 95 | 92 | 89 | 94 | 91 | 88 | 86 |
| | 1.5 | 102 | 98 | 95 | 101 | 97 | 94 | 98 | 95 | 93 | 96 | 93 | 91 | 89 |
| | 2 | 107 | 103 | 101 | 105 | 102 | 100 | 103 | 100 | 98 | 100 | 98 | 96 | 93 |
| | 2.5 | 110 | 107 | 105 | 109 | 106 | 104 | 105 | 103 | 102 | 102 | 101 | 99 | 96 |
| | 3 | 113 | 110 | 108 | 111 | 109 | 107 | 107 | 106 | 104 | 104 | 103 | 102 | 98 |
| | 4 | 115 | 113 | 112 | 113 | 112 | 110 | 109 | 108 | 107 | 106 | 105 | 104 | 100 |
| | 5 | 117 | 115 | 114 | 115 | 113 | 112 | 111 | 110 | 109 | 107 | 106 | 106 | 101 |

