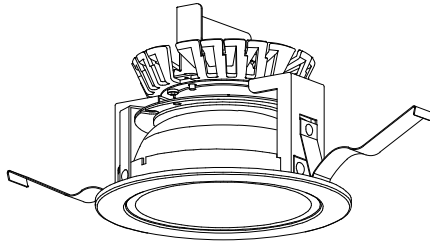


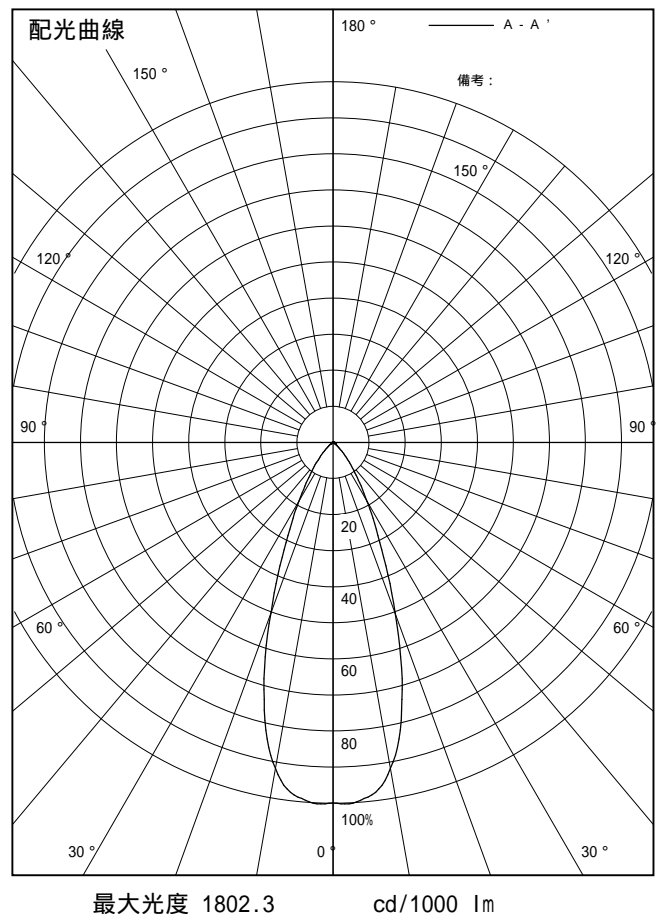
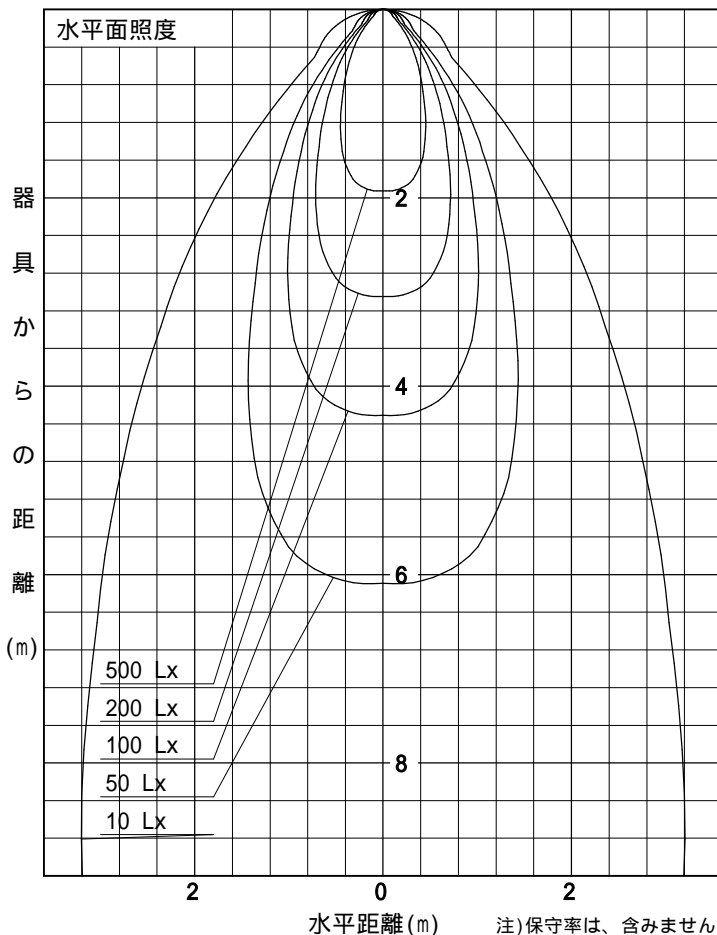
姿図



| | |
|--------|-----------------|
| 品番 | LXD-92319AWV |
| 光源 | LED 15W Q+3500K |
| 定格光束 | 1030.0 lm |
| 1/2照度角 | 37° |
| ビーム角 | 40° |

| | |
|------------------------|----------|
| 器具効率 | 100.0 % |
| 上方光束 | 0.0 % |
| 下方光束 | 100.0 % |
| 器具間隔 最大限 (取付高さH) | A 0.66 H |
| | B 0.66 H |
| 保守率 | 良 0.67 |
| | 中 0.63 |
| | 否 0.56 |

| 反射率 (%) | 天井 | 80 | | | 70 | | | 50 | | | 30 | | | 0 |
|---------|------------------|-----|-----|-----|-----|-----|-----|-----|-----|-----|-----|-----|----|---|
| | 壁 | 50 | 30 | 10 | 50 | 30 | 10 | 50 | 30 | 10 | 50 | 30 | 10 | 0 |
| | 床 | 20 | | | 20 | | | 20 | | | 20 | | | 0 |
| 室指数 | 照 明 率 (× 0.01) | | | | | | | | | | | | | |
| 0.6 | 79 | 74 | 70 | 78 | 74 | 70 | 77 | 73 | 70 | 76 | 73 | 70 | 68 | |
| 0.8 | 85 | 80 | 76 | 84 | 79 | 76 | 83 | 79 | 75 | 81 | 78 | 75 | 73 | |
| 1 | 91 | 86 | 82 | 90 | 85 | 82 | 88 | 84 | 81 | 86 | 83 | 80 | 78 | |
| 1.25 | 95 | 91 | 87 | 94 | 90 | 87 | 92 | 88 | 86 | 90 | 87 | 85 | 82 | |
| 1.5 | 99 | 94 | 91 | 97 | 93 | 90 | 95 | 92 | 89 | 93 | 90 | 88 | 85 | |
| 2 | 104 | 100 | 97 | 102 | 99 | 96 | 100 | 97 | 95 | 97 | 95 | 93 | 90 | |
| 2.5 | 107 | 104 | 102 | 106 | 103 | 101 | 103 | 100 | 99 | 100 | 98 | 96 | 93 | |
| 3 | 110 | 107 | 105 | 108 | 106 | 104 | 105 | 103 | 102 | 102 | 100 | 99 | 95 | |
| 4 | 113 | 111 | 109 | 111 | 109 | 107 | 107 | 106 | 104 | 104 | 102 | 102 | 97 | |
| 5 | 114 | 113 | 111 | 112 | 111 | 110 | 108 | 107 | 106 | 105 | 104 | 103 | 99 | |



注)保守率は、含みません。